

### Survey Response Counts

#### Section: Purpose and Direction

Question / Institution			Strongly Agree	Agree	Neutral	Total
			%	%	%	%
1. Our school's purpose statement is clearly focused on student success.	Haskin Elementary School	Average Score	57.14%	42.86%	0%	100%
		4.57	57.14%	42.86%	0%	100%
	Total			57.14%	42.86%	0%
2. Our school's purpose statement is formally reviewed and revised with involvement from parents.	Haskin Elementary School	Average Score	33.33%	33.33%	33.33%	100%
		4.0	33.33%	33.33%	33.33%	100%
	Total			33.33%	33.33%	33.33%
3. Our school has established goals and a plan for improving student learning.	Haskin Elementary School	Average Score	33.33%	61.9%	4.76%	100%
		4.29	33.33%	61.9%	4.76%	100%
	Total			33.33%	61.9%	4.76%
Total			41.27%	46.03%	12.7%	100%

#### Section: Governance and Leadership

Question / Institution			Strongly Agree	Agree	Neutral	Disagree	Not Applicable	Total
			%	%	%	%	%	%
4. Our school's governing body operates responsibly and functions effectively.	Haskin Elementary School	Average Score	31.58%	52.63%	10.53%	0%	5.26%	100%
		4.0	31.58%	52.63%	10.53%	0%	5.26%	100%
	Total			31.58%	52.63%	10.53%	0%	5.26%
5. Our school's governing body does not interfere with the operation or leadership of our school.	Haskin Elementary School	Average Score	31.58%	31.58%	31.58%	0%	5.26%	100%
		3.79	31.58%	31.58%	31.58%	0%	5.26%	100%
	Total			31.58%	31.58%	31.58%	0%	5.26%

Question / Institution			Strongly Agree	Agree	Neutral	Disagree	Not Applicable	Total
			%	%	%	%	%	%
6. Our school has high expectations for students in all classes.	Haskin Elementary School	Average Score	36.84%	36.84%	21.05%	5.26%	0%	100%
		4.05	36.84%	36.84%	21.05%	5.26%	0%	100%
	Total			36.84%	36.84%	21.05%	5.26%	0%
7. Our school shares responsibility for student learning with its stakeholders.	Haskin Elementary School	Average Score	31.58%	52.63%	10.53%	0%	5.26%	100%
		4.0	31.58%	52.63%	10.53%	0%	5.26%	100%
	Total			31.58%	52.63%	10.53%	0%	5.26%
8. Our school communicates effectively about the school's goals and activities.	Haskin Elementary School	Average Score	36.84%	31.58%	26.32%	5.26%	0%	100%
		4.0	36.84%	31.58%	26.32%	5.26%	0%	100%
	Total			36.84%	31.58%	26.32%	5.26%	0%
9. Our school provides opportunities for stakeholders to be involved in the school.	Haskin Elementary School	Average Score	36.84%	31.58%	15.79%	5.26%	10.53%	100%
		3.68	36.84%	31.58%	15.79%	5.26%	10.53%	100%
	Total			36.84%	31.58%	15.79%	5.26%	10.53%
Total			34.21%	39.47%	19.3%	2.63%	4.39%	100%

Section: Teaching and Assessing for Learning

Question / Institution			Strongly Agree	Agree	Neutral	Disagree	Not Applicable	Total
			%	%	%	%	%	%
10. All of my child's teachers provide an equitable curriculum that meets his/her learning needs.	Haskin Elementary School	Average Score	55.56%	44.44%	0%	0%	0%	100%
		4.56	55.56%	44.44%	0%	0%	0%	100%
	Total			55.56%	44.44%	0%	0%	0%
11. All of my child's teachers give work that challenges my child.	Haskin Elementary School	Average Score	27.78%	50%	22.22%	0%	0%	100%
		4.06	27.78%	50%	22.22%	0%	0%	100%
	Total			27.78%	50%	22.22%	0%	0%
12. All of my child's teachers use a variety of teaching strategies and learning activities.	Haskin Elementary School	Average Score	38.89%	55.56%	5.56%	0%	0%	100%
		4.33	38.89%	55.56%	5.56%	0%	0%	100%
	Total			38.89%	55.56%	5.56%	0%	0%

Question / Institution			Strongly Agree	Agree	Neutral	Disagree	Not Applicable	Total
			%	%	%	%	%	%
13. All of my child's teachers meet his/her learning needs by individualizing instruction.	Haskin Elementary School	Average Score	38.89%	44.44%	16.67%	0%	0%	100%
		4.22	38.89%	44.44%	16.67%	0%	0%	100%
	Total			38.89%	44.44%	16.67%	0%	0%
14. All of my child's teachers work as a team to help my child learn.	Haskin Elementary School	Average Score	44.44%	55.56%	0%	0%	0%	100%
		4.44	44.44%	55.56%	0%	0%	0%	100%
	Total			44.44%	55.56%	0%	0%	0%
15. All of my child's teachers help me to understand my child's progress.	Haskin Elementary School	Average Score	44.44%	33.33%	5.56%	11.11%	5.56%	100%
		3.94	44.44%	33.33%	5.56%	11.11%	5.56%	100%
	Total			44.44%	33.33%	5.56%	11.11%	5.56%
16. All of my child's teachers keep me informed regularly of how my child is being graded.	Haskin Elementary School	Average Score	33.33%	44.44%	16.67%	0%	5.56%	100%
		3.94	33.33%	44.44%	16.67%	0%	5.56%	100%
	Total			33.33%	44.44%	16.67%	0%	5.56%
17. All of my child's teachers report on my child's progress in easy to understand language.	Haskin Elementary School	Average Score	44.44%	38.89%	11.11%	0%	5.56%	100%
		4.11	44.44%	38.89%	11.11%	0%	5.56%	100%
	Total			44.44%	38.89%	11.11%	0%	5.56%
18. My child sees a relationship between what is being taught and his/her everyday life.	Haskin Elementary School	Average Score	44.44%	44.44%	11.11%	0%	0%	100%
		4.33	44.44%	44.44%	11.11%	0%	0%	100%
	Total			44.44%	44.44%	11.11%	0%	0%
19. My child knows the expectations for learning in all classes.	Haskin Elementary School	Average Score	44.44%	44.44%	11.11%	0%	0%	100%
		4.33	44.44%	44.44%	11.11%	0%	0%	100%
	Total			44.44%	44.44%	11.11%	0%	0%
20. My child has at least one adult advocate in the school.	Haskin Elementary School	Average Score	38.89%	38.89%	11.11%	0%	11.11%	100%
		3.83	38.89%	38.89%	11.11%	0%	11.11%	100%
	Total			38.89%	38.89%	11.11%	0%	11.11%
21. My child is given multiple assessments to measure his/her understanding of what was taught.	Haskin Elementary School	Average Score	33.33%	50%	5.56%	5.56%	5.56%	100%
		3.94	33.33%	50%	5.56%	5.56%	5.56%	100%
	Total			33.33%	50%	5.56%	5.56%	5.56%

Question / Institution			Strongly Agree	Agree	Neutral	Disagree	Not Applicable	Total
			%	%	%	%	%	%
22. My child has up-to-date computers and other technology to learn.	Haskin Elementary School	Average Score	33.33%	33.33%	33.33%	0%	0%	100%
		4.0	33.33%	33.33%	33.33%	0%	0%	100%
	Total			33.33%	33.33%	33.33%	0%	0%
23. My child has access to support services based on his/her identified needs.	Haskin Elementary School	Average Score	33.33%	38.89%	16.67%	0%	11.11%	100%
		3.72	33.33%	38.89%	16.67%	0%	11.11%	100%
	Total			33.33%	38.89%	16.67%	0%	11.11%
Total			39.68%	44.05%	11.9%	1.19%	3.17%	100%

Section: Resources and Support Systems

Question / Institution			Strongly Agree	Agree	Neutral	Disagree	Not Applicable	Total
			%	%	%	%	%	%
24. Our school provides qualified staff members to support student learning.	Haskin Elementary School	Average Score	47.06%	47.06%	5.88%	0%	0%	100%
		4.41	47.06%	47.06%	5.88%	0%	0%	100%
	Total			47.06%	47.06%	5.88%	0%	0%
25. Our school provides an adequate supply of learning resources that are current and in good condition.	Haskin Elementary School	Average Score	47.06%	41.18%	11.76%	0%	0%	100%
		4.35	47.06%	41.18%	11.76%	0%	0%	100%
	Total			47.06%	41.18%	11.76%	0%	0%
26. Our school provides a safe learning environment.	Haskin Elementary School	Average Score	52.94%	47.06%	0%	0%	0%	100%
		4.53	52.94%	47.06%	0%	0%	0%	100%
	Total			52.94%	47.06%	0%	0%	0%
27. Our school provides students with access to a variety of information resources to support their learning.	Haskin Elementary School	Average Score	41.18%	52.94%	0%	0%	5.88%	100%
		4.18	41.18%	52.94%	0%	0%	5.88%	100%
	Total			41.18%	52.94%	0%	0%	5.88%
28. Our school provides excellent support services (e.g., counseling, and/or career planning).	Haskin Elementary School	Average Score	35.29%	29.41%	23.53%	0%	11.76%	100%
		3.65	35.29%	29.41%	23.53%	0%	11.76%	100%
	Total			35.29%	29.41%	23.53%	0%	11.76%

Question / Institution			Strongly Agree	Agree	Neutral	Disagree	Not Applicable	Total
			%	%	%	%	%	%
29. Our school provides opportunities for students to participate in activities that interest them.	Haskin Elementary School	Average Score	52.94%	23.53%	17.65%	0%	5.88%	100%
		4.12	52.94%	23.53%	17.65%	0%	5.88%	100%
	Total			52.94%	23.53%	17.65%	0%	5.88%
30. Our school ensures that the facilities support student learning.	Haskin Elementary School	Average Score	47.06%	52.94%	0%	0%	0%	100%
		4.47	47.06%	52.94%	0%	0%	0%	100%
	Total			47.06%	52.94%	0%	0%	100%
31. Our school ensures the effective use of financial resources.	Haskin Elementary School	Average Score	35.29%	29.41%	29.41%	5.88%	0%	100%
		3.94	35.29%	29.41%	29.41%	5.88%	0%	100%
	Total			35.29%	29.41%	29.41%	5.88%	100%
32. Our school ensures that instructional time is protected and interruptions are minimized.	Haskin Elementary School	Average Score	41.18%	47.06%	11.76%	0%	0%	100%
		4.29	41.18%	47.06%	11.76%	0%	0%	100%
	Total			41.18%	47.06%	11.76%	0%	100%
Total			44.44%	41.18%	11.11%	0.65%	2.61%	100%

Section: Using Results for Continuous Improvement

Question / Institution			Strongly Agree	Agree	Neutral	Disagree	Not Applicable	Total
			%	%	%	%	%	%
33. Our school ensures that all staff members monitor and report the achievement of school goals.	Haskin Elementary School	Average Score	29.41%	52.94%	11.76%	5.88%	0%	100%
		4.06	29.41%	52.94%	11.76%	5.88%	0%	100%
	Total			29.41%	52.94%	11.76%	5.88%	100%
34. My child is prepared for success in the next school year.	Haskin Elementary School	Average Score	41.18%	47.06%	11.76%	0%	0%	100%
		4.29	41.18%	47.06%	11.76%	0%	0%	100%
	Total			41.18%	47.06%	11.76%	0%	100%
35. My child has administrators and teachers that monitor and inform me of his/her learning progress.	Haskin Elementary School	Average Score	47.06%	35.29%	11.76%	0%	5.88%	100%
		4.12	47.06%	35.29%	11.76%	0%	5.88%	100%
	Total			47.06%	35.29%	11.76%	0%	100%

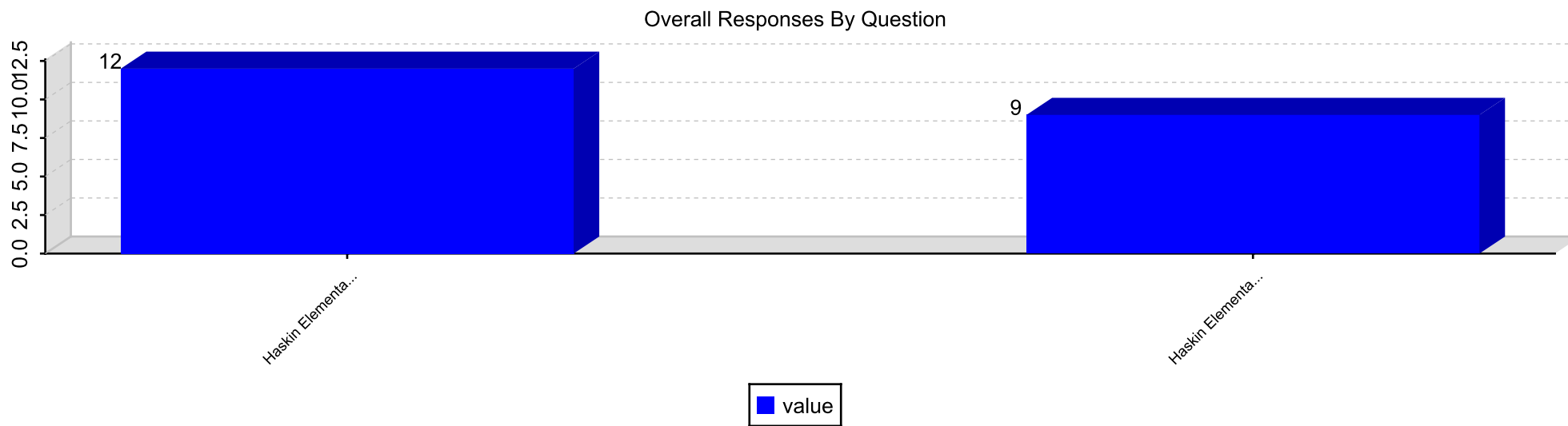
Question / Institution	Strongly Agree	Agree	Neutral	Disagree	Not Applicable	Total
	%	%	%	%	%	%
<b>Total</b>	39.22%	45.1%	11.76%	1.96%	1.96%	100%

**Responses By Section and Question**

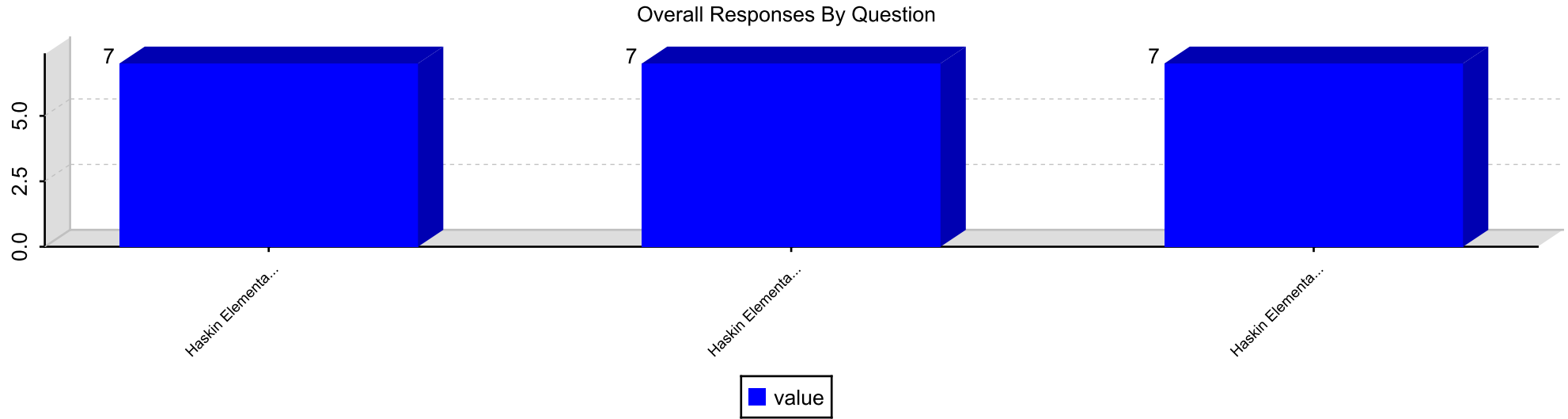
Section: Purpose and Direction

**Responses By Question**

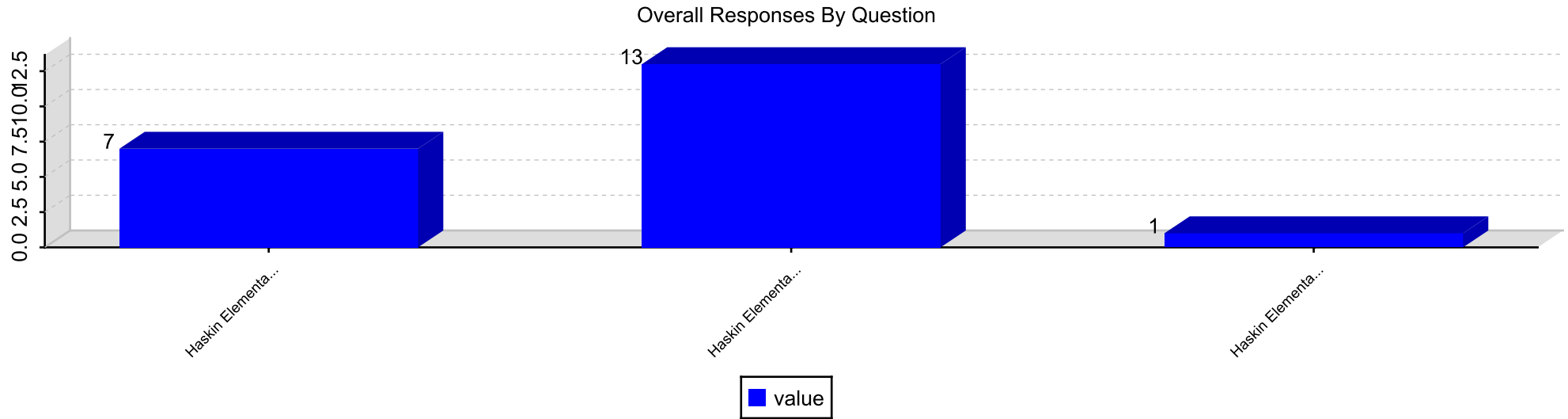
Question 1. Our school's purpose statement is clearly focused on student success.



Question 2. Our school's purpose statement is formally reviewed and revised with involvement from parents.



Question 3. Our school has established goals and a plan for improving student learning.

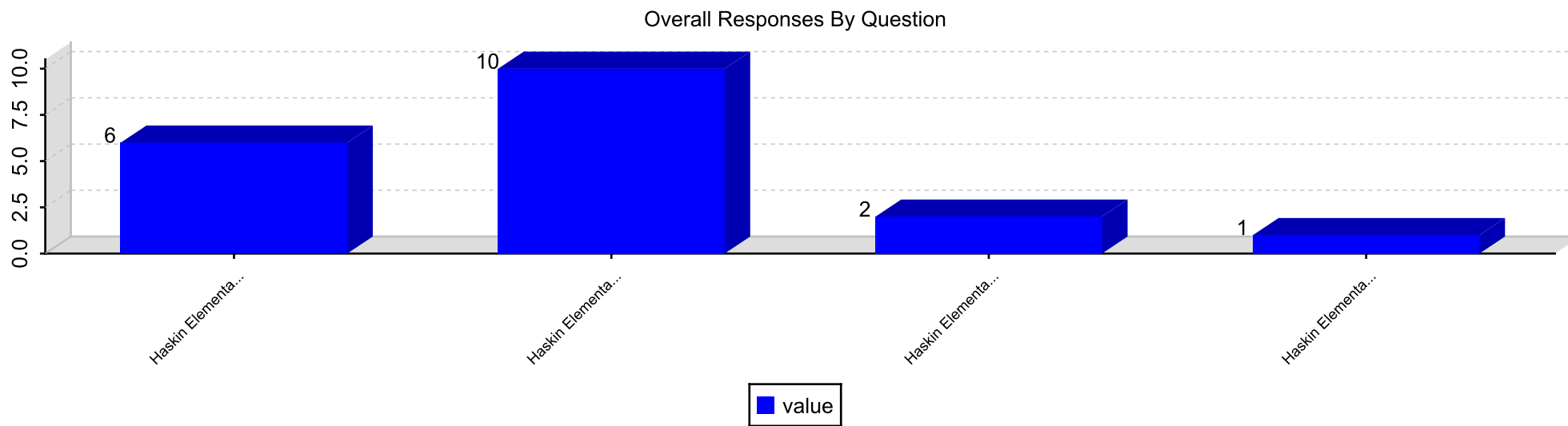




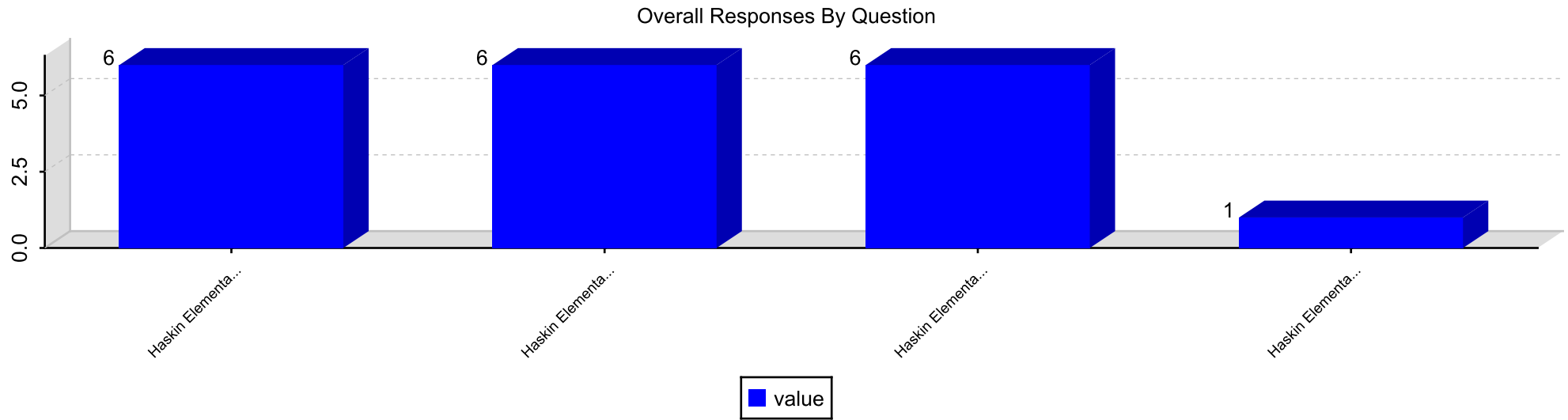
Section: Governance and Leadership

Responses By Question

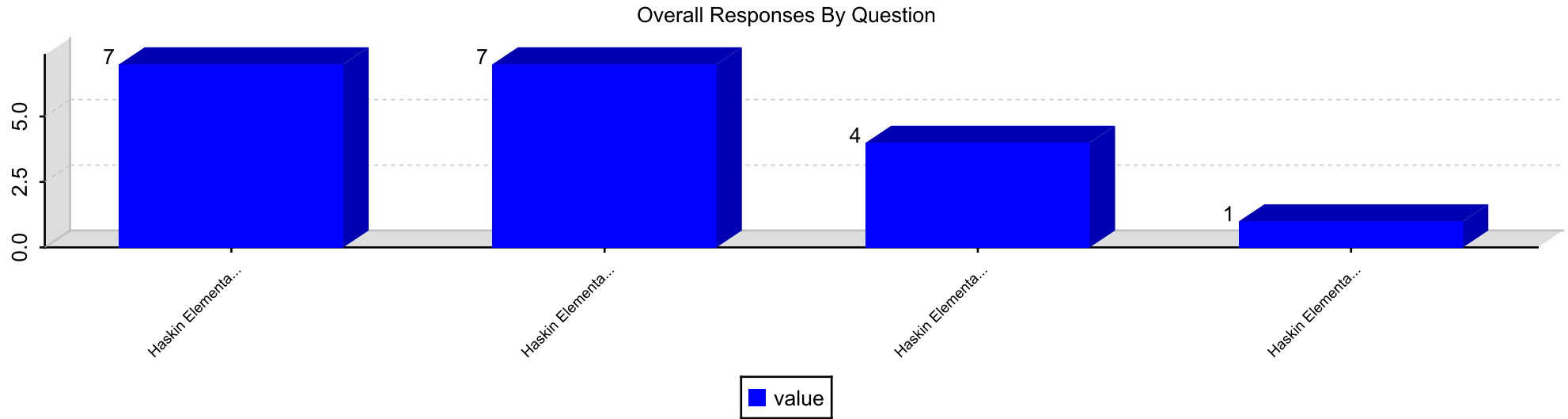
Question 4. Our school's governing body operates responsibly and functions effectively.



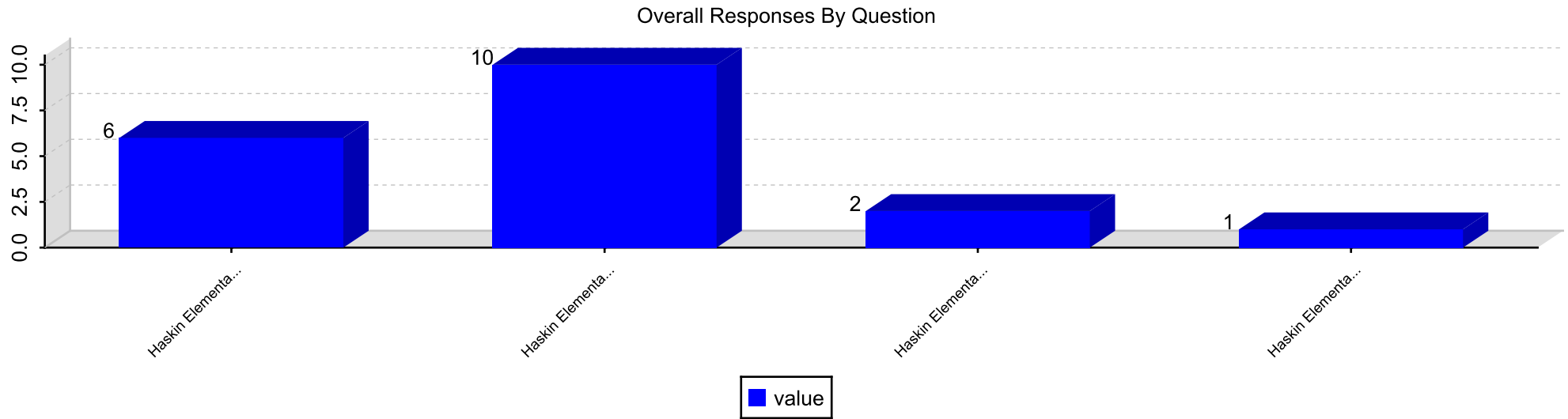
Question 5. Our school's governing body does not interfere with the operation or leadership of our school.



Question 6. Our school has high expectations for students in all classes.

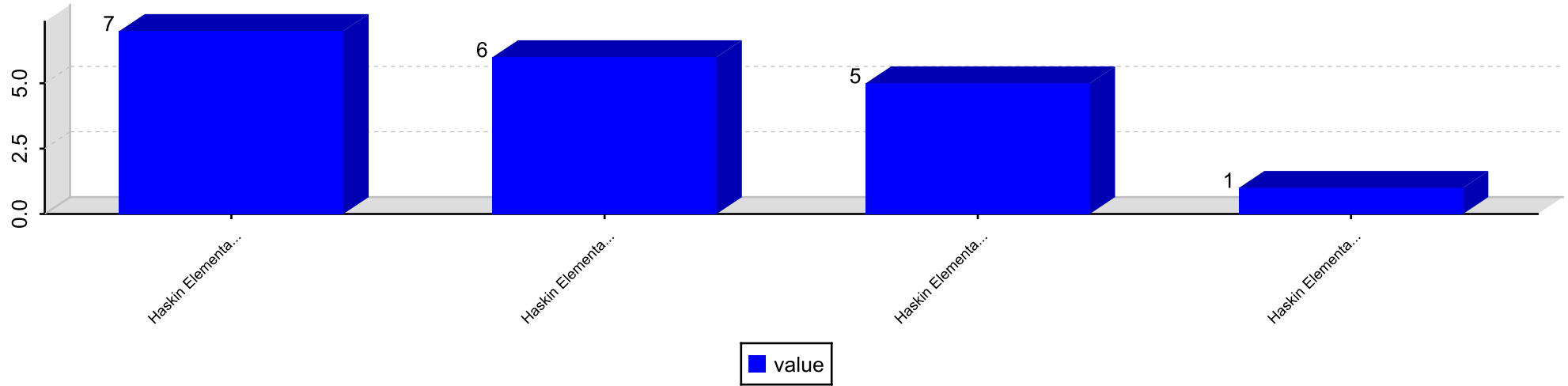


Question 7. Our school shares responsibility for student learning with its stakeholders.



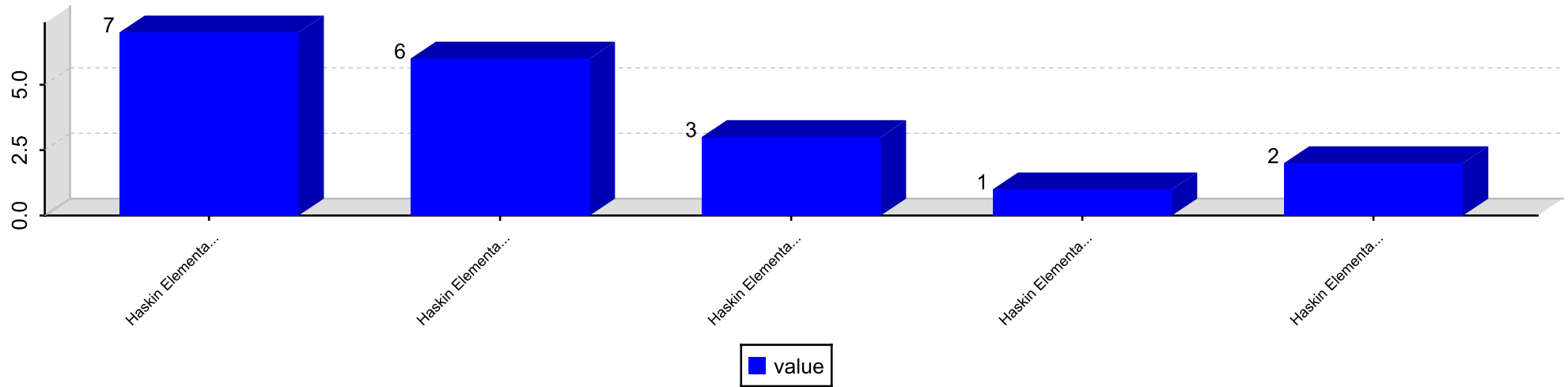
Question 8. Our school communicates effectively about the school's goals and activities.

Overall Responses By Question



Question 9. Our school provides opportunities for stakeholders to be involved in the school.

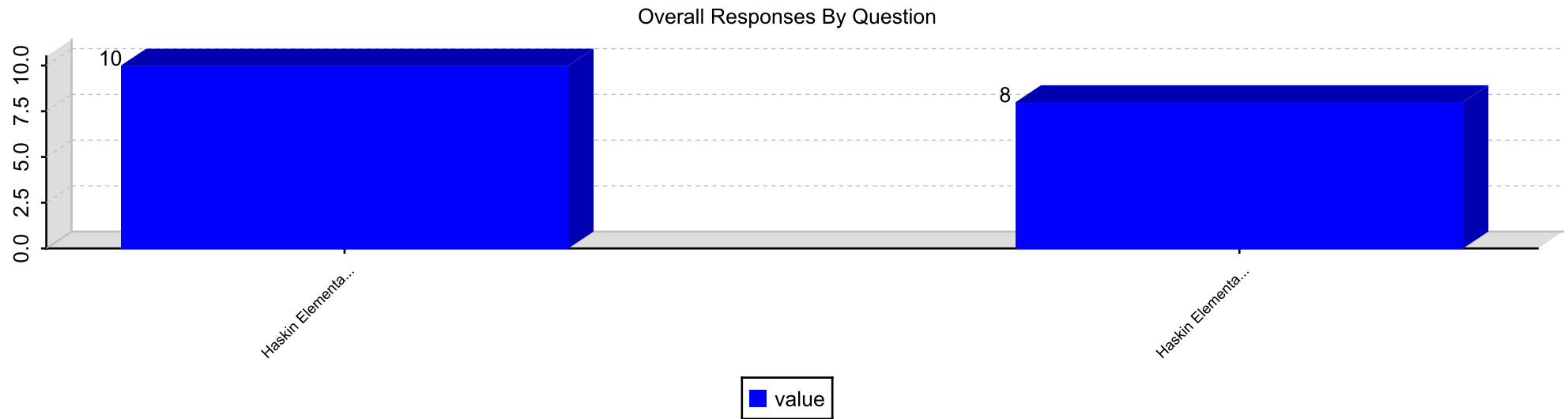
Overall Responses By Question



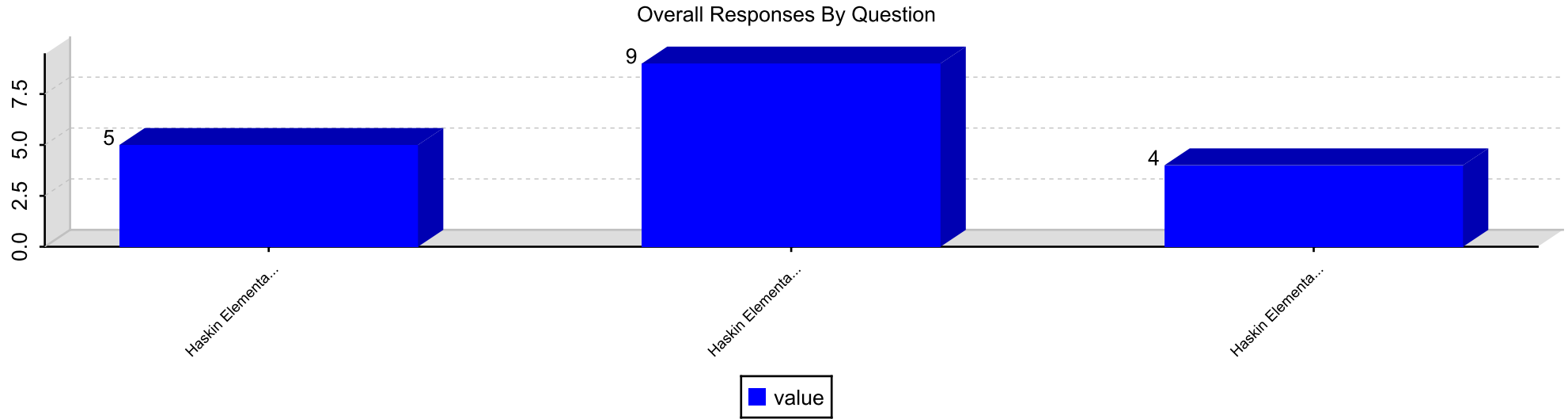
Section: Teaching and Assessing for Learning

**Responses By Question**

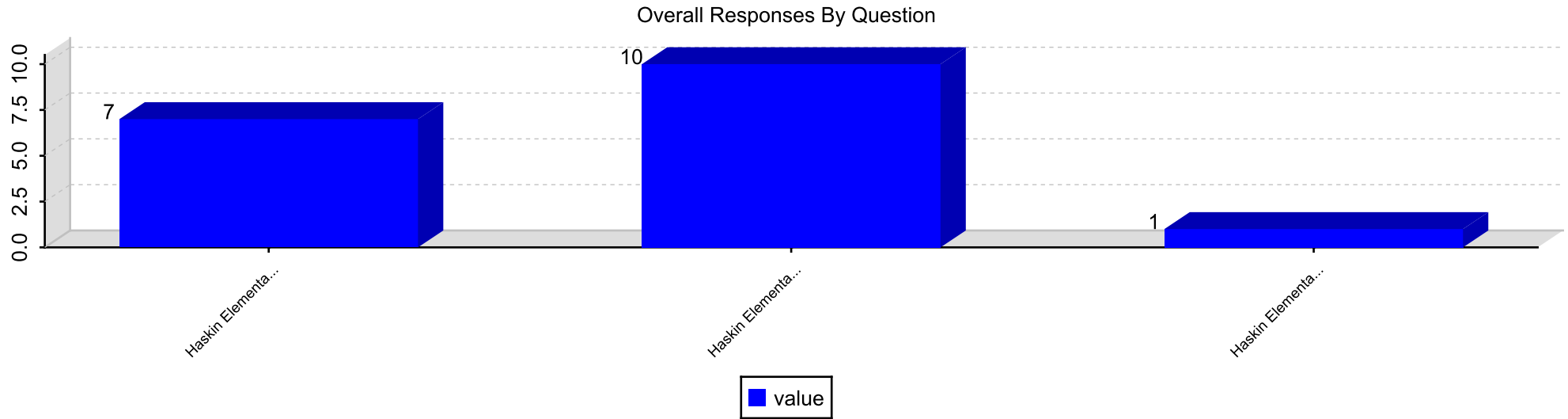
Question 10. All of my child's teachers provide an equitable curriculum that meets his/her learning needs.



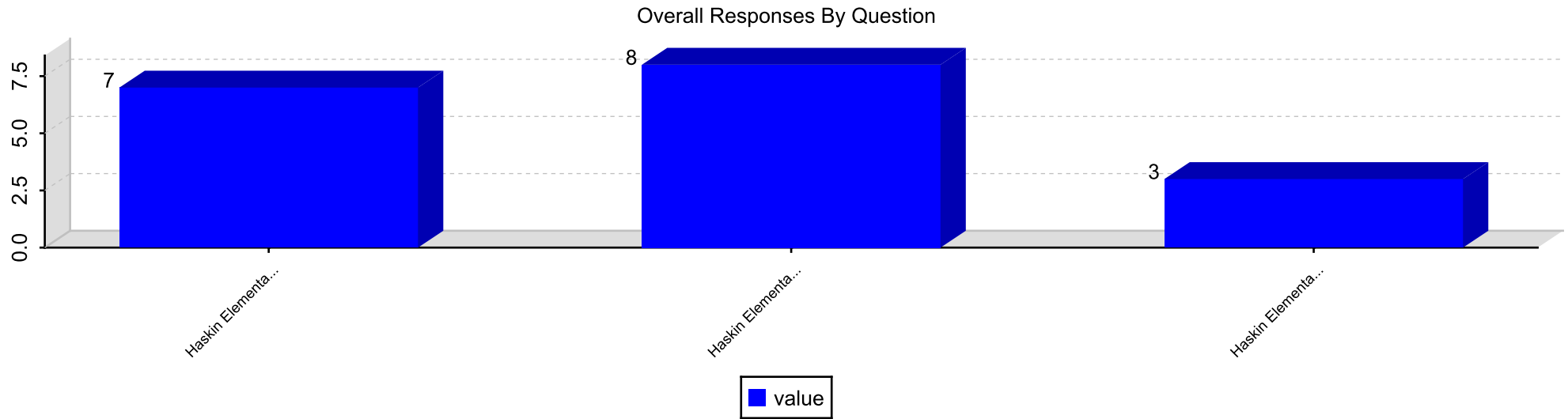
Question 11. All of my child's teachers give work that challenges my child.



Question 12. All of my child's teachers use a variety of teaching strategies and learning activities.

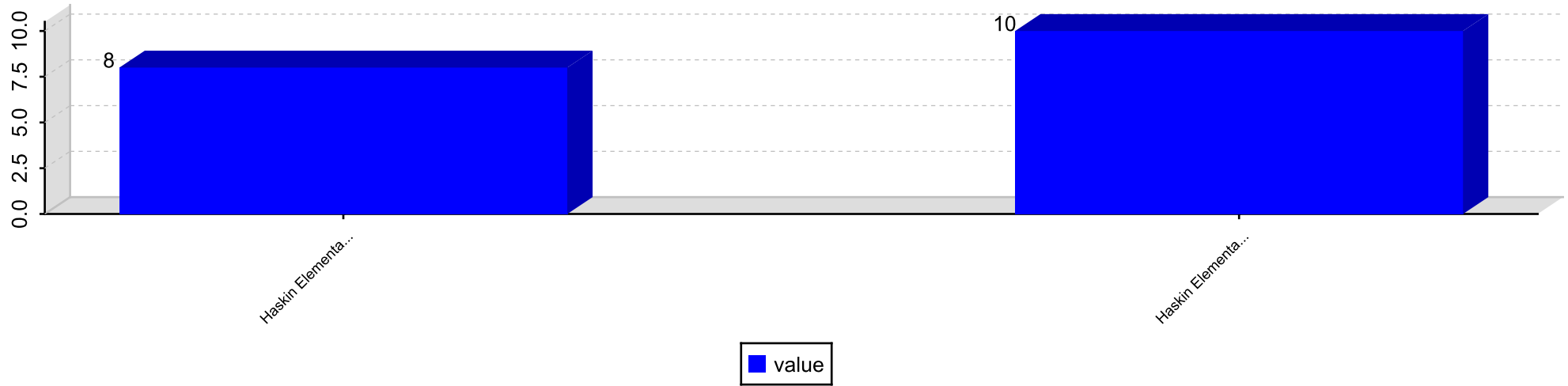


Question 13. All of my child's teachers meet his/her learning needs by individualizing instruction.



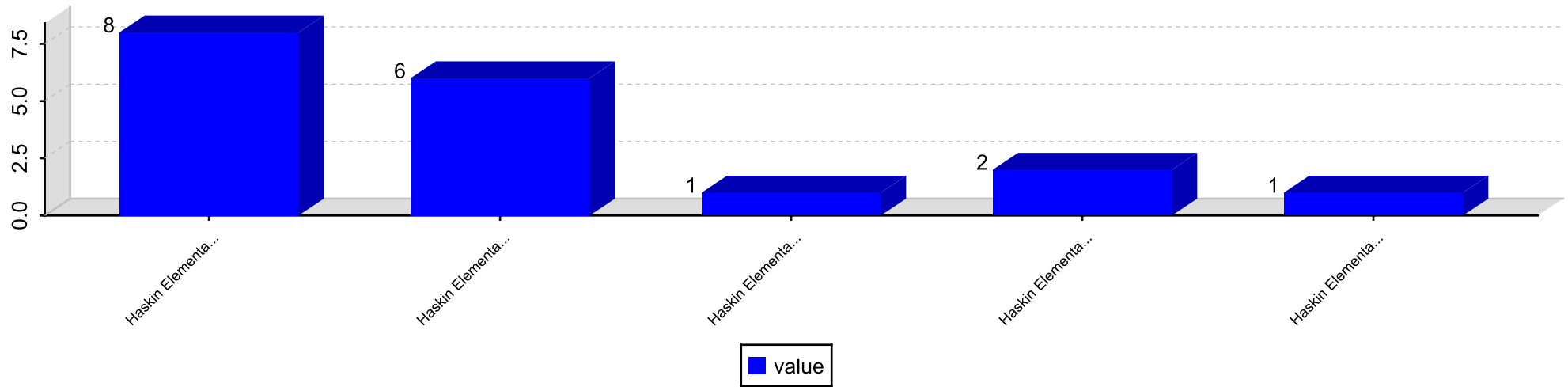
Question 14. All of my child's teachers work as a team to help my child learn.

Overall Responses By Question



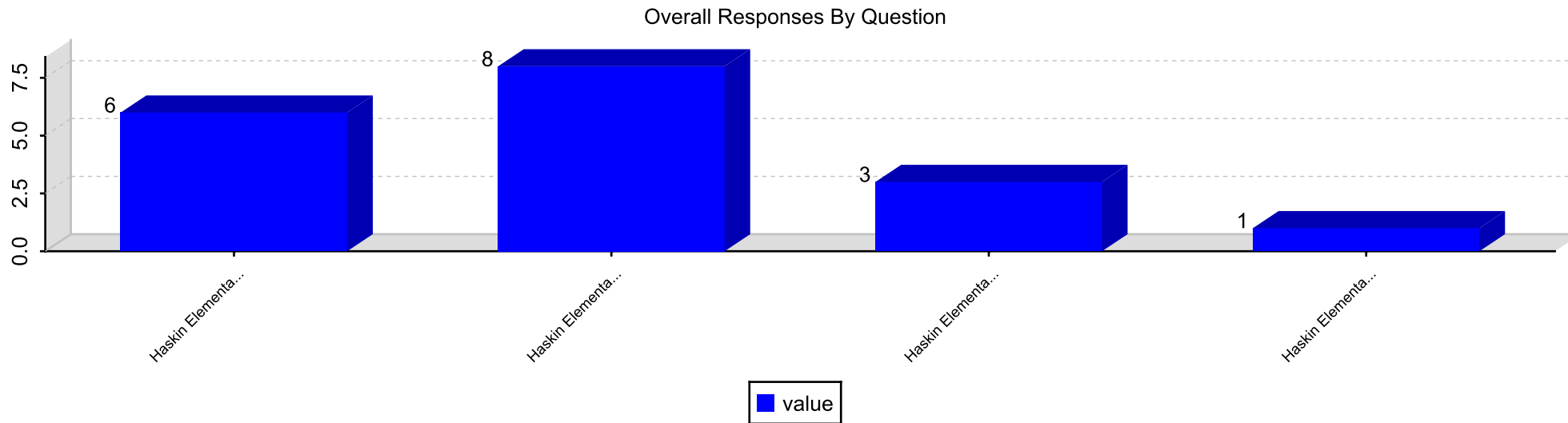
Question 15. All of my child's teachers help me to understand my child's progress.

Overall Responses By Question

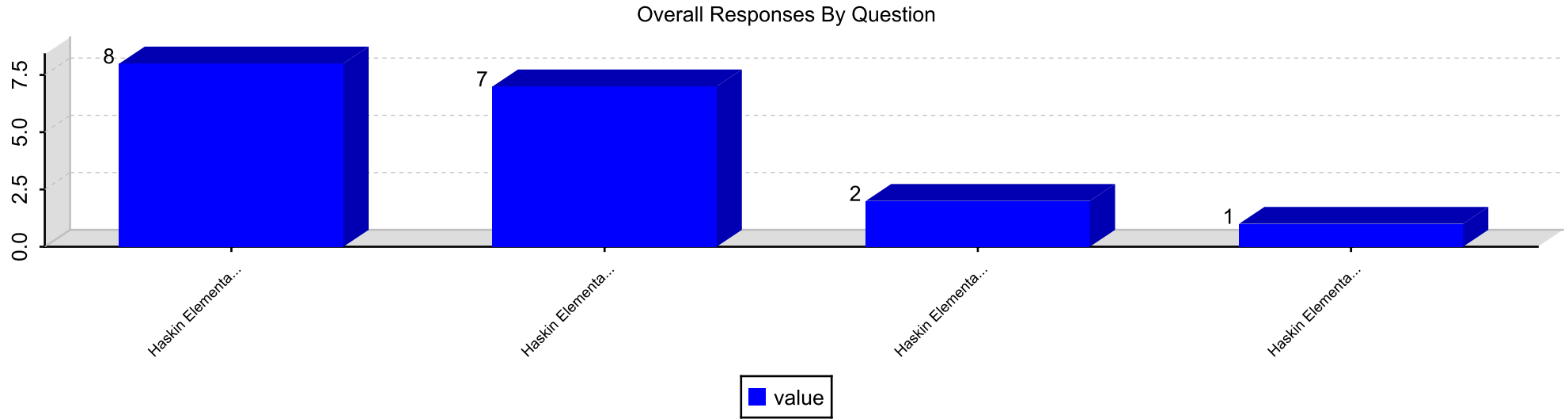




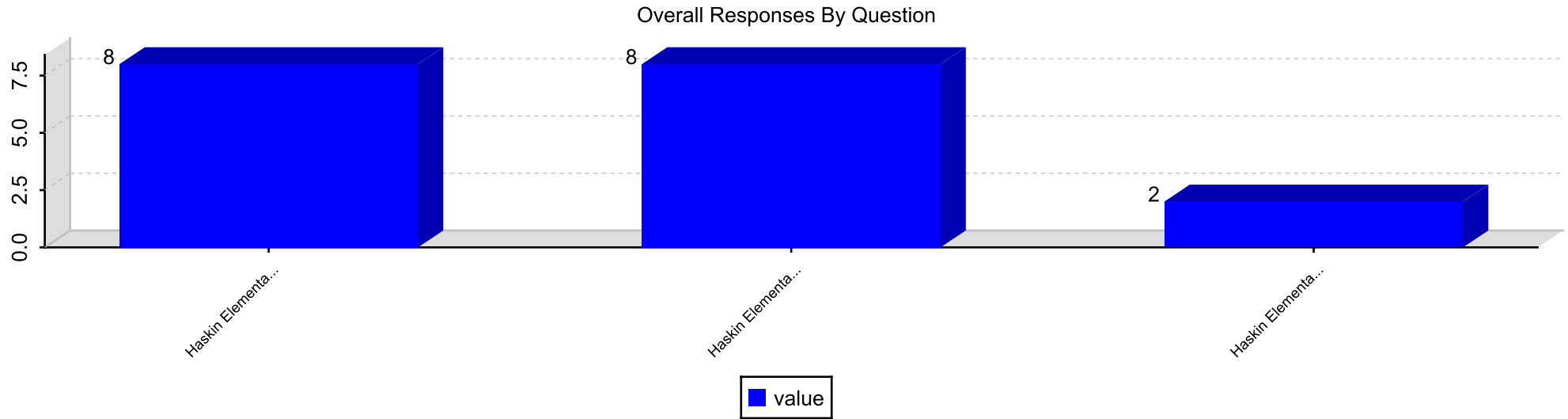
Question 16. All of my child's teachers keep me informed regularly of how my child is being graded.



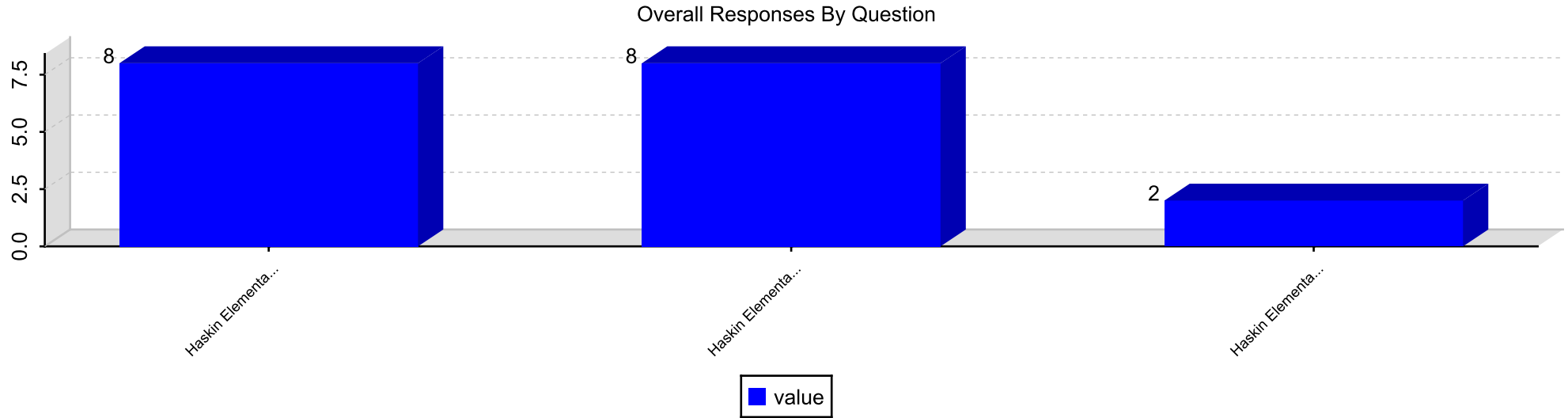
Question 17. All of my child's teachers report on my child's progress in easy to understand language.



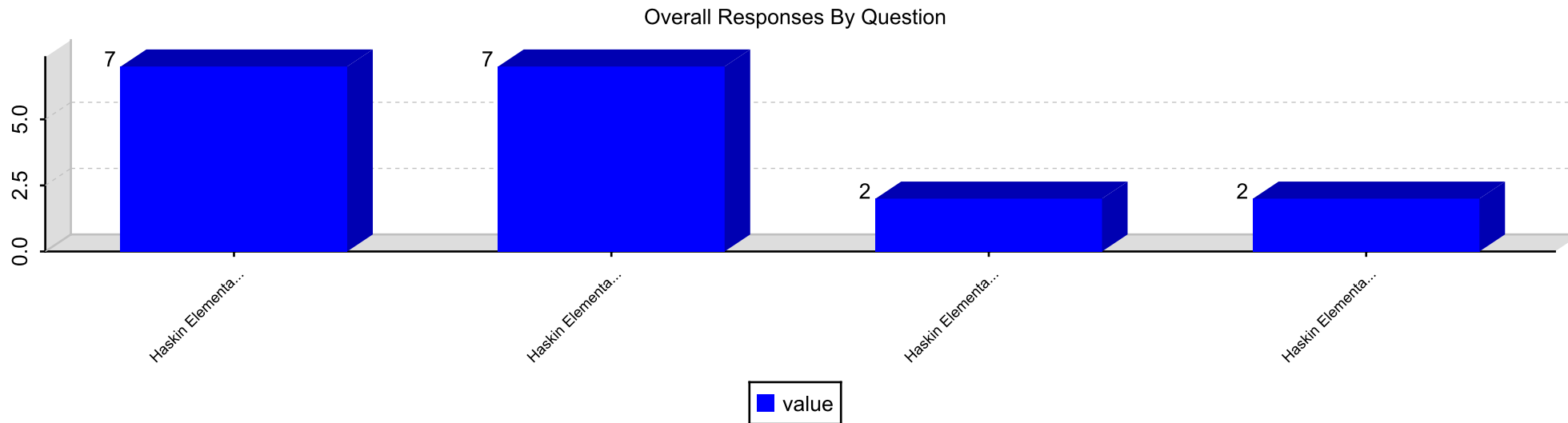
Question 18. My child sees a relationship between what is being taught and his/her everyday life.



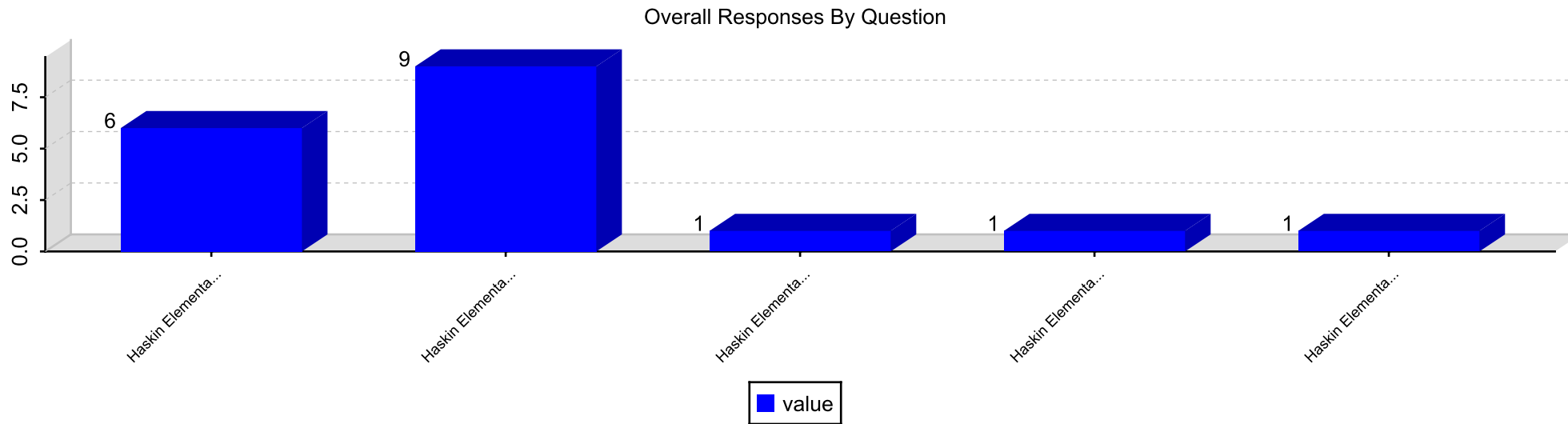
Question 19. My child knows the expectations for learning in all classes.



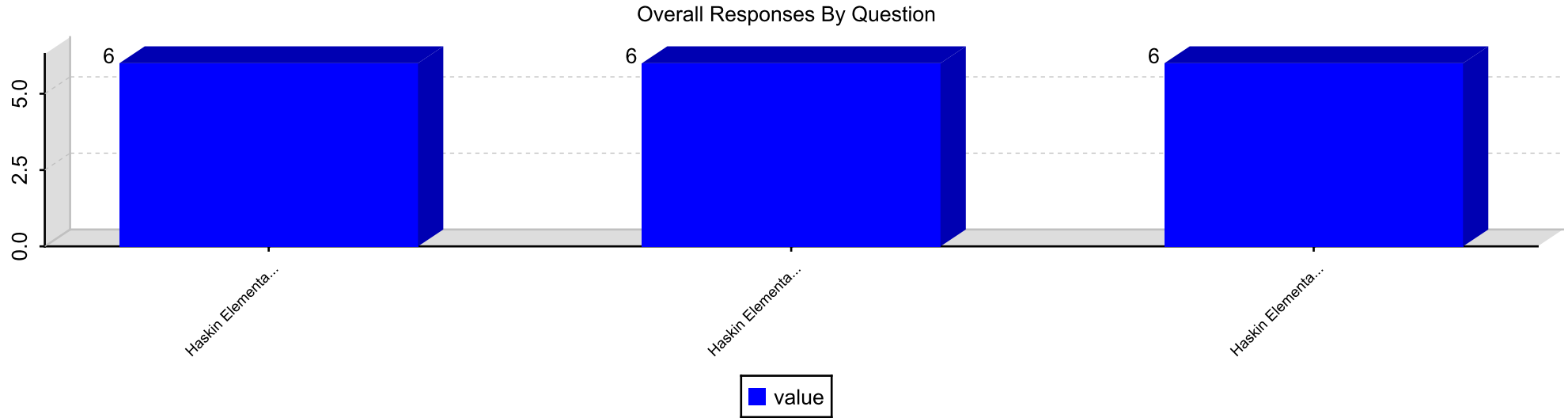
Question 20. My child has at least one adult advocate in the school.



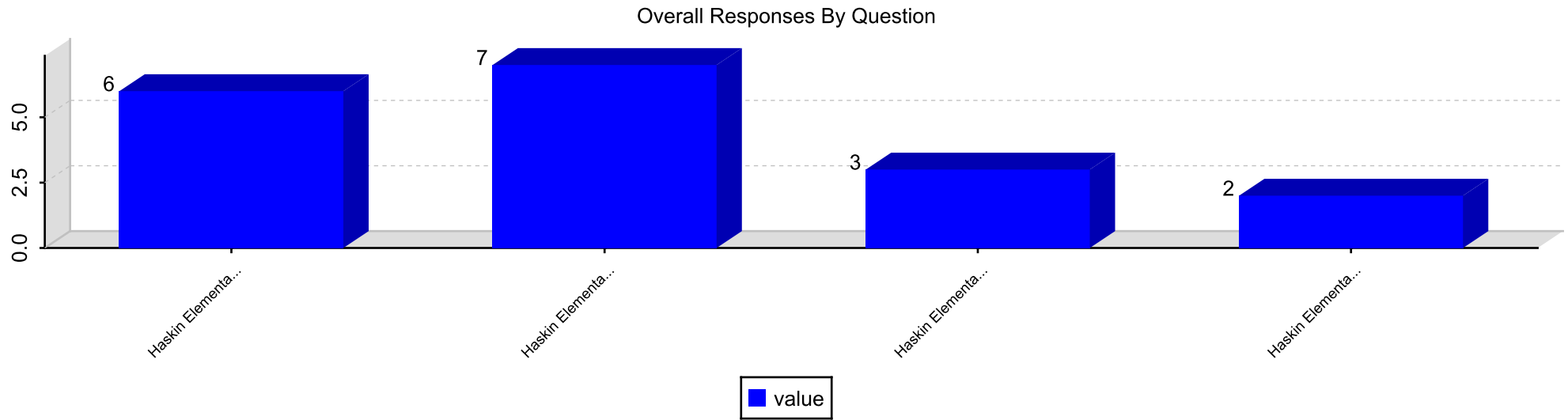
Question 21. My child is given multiple assessments to measure his/her understanding of what was taught.



Question 22. My child has up-to-date computers and other technology to learn.



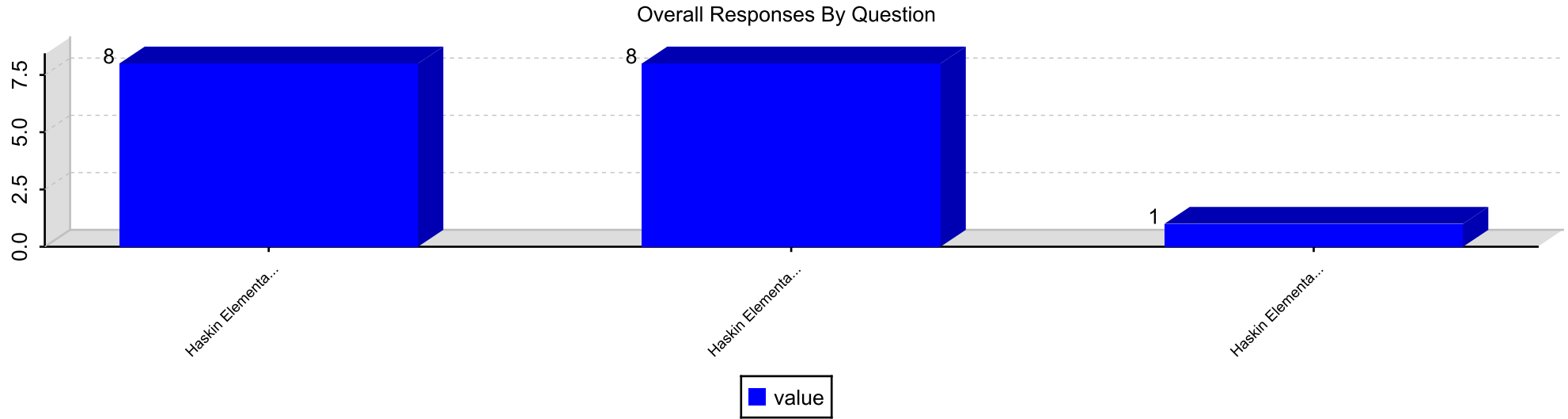
Question 23. My child has access to support services based on his/her identified needs.



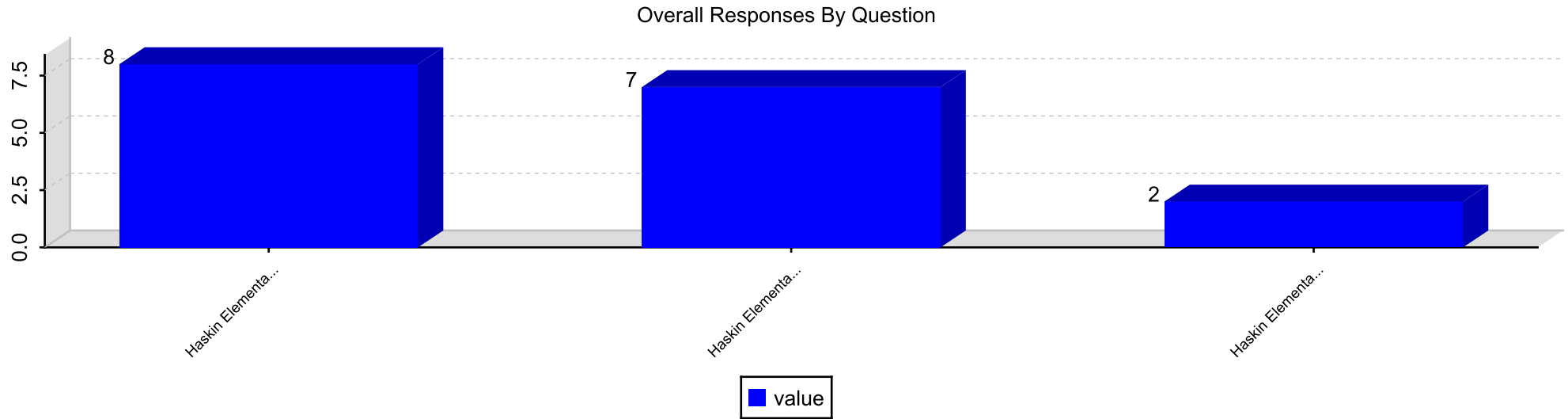
Section: Resources and Support Systems

**Responses By Question**

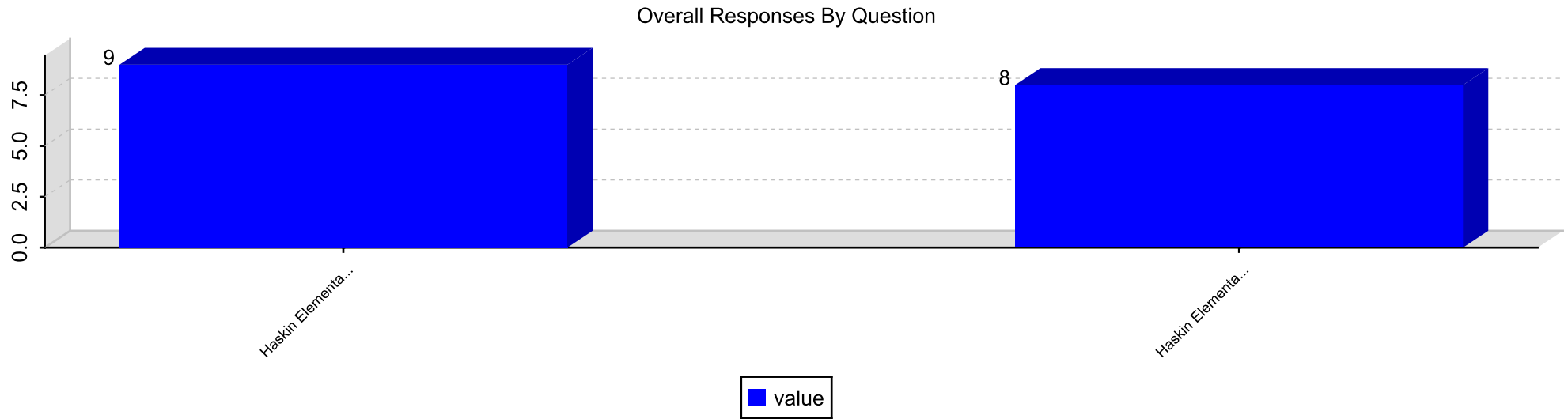
Question 24. Our school provides qualified staff members to support student learning.



Question 25. Our school provides an adequate supply of learning resources that are current and in good condition.

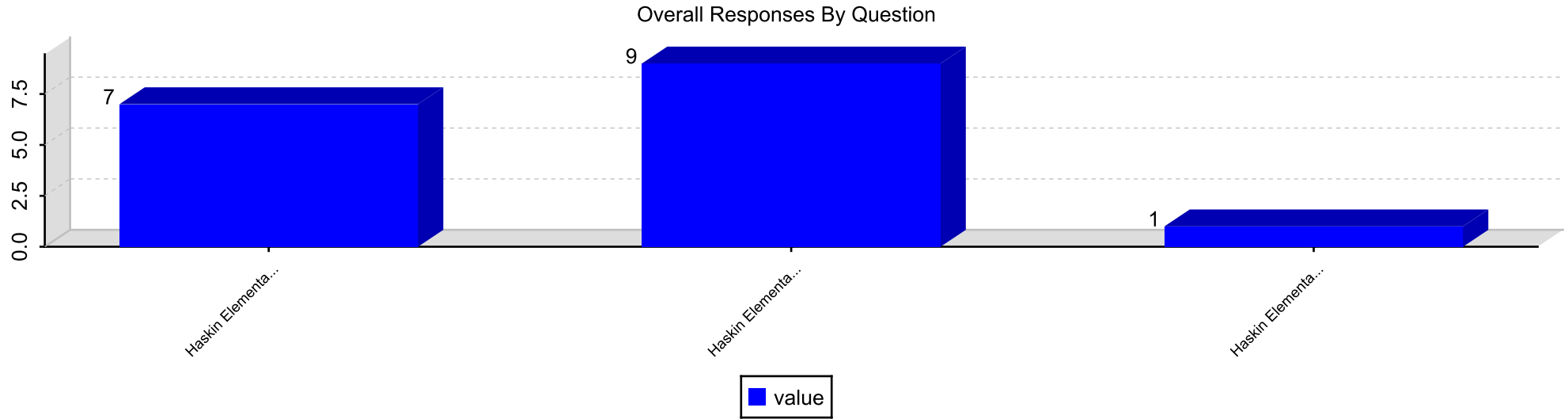


Question 26. Our school provides a safe learning environment.

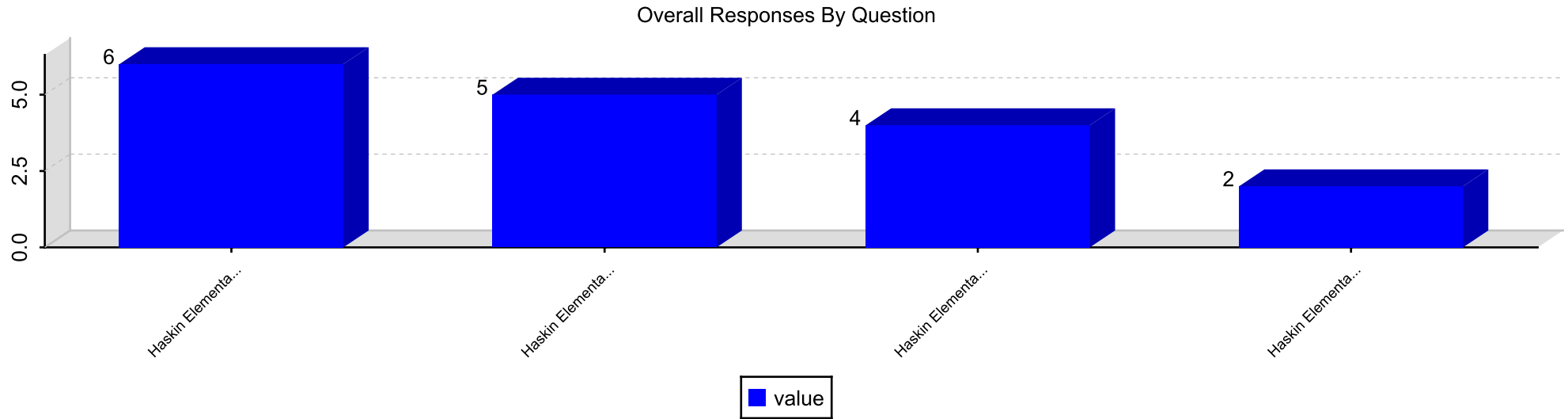


Question 27. Our school provides students with access to a variety of information resources to support their learning.

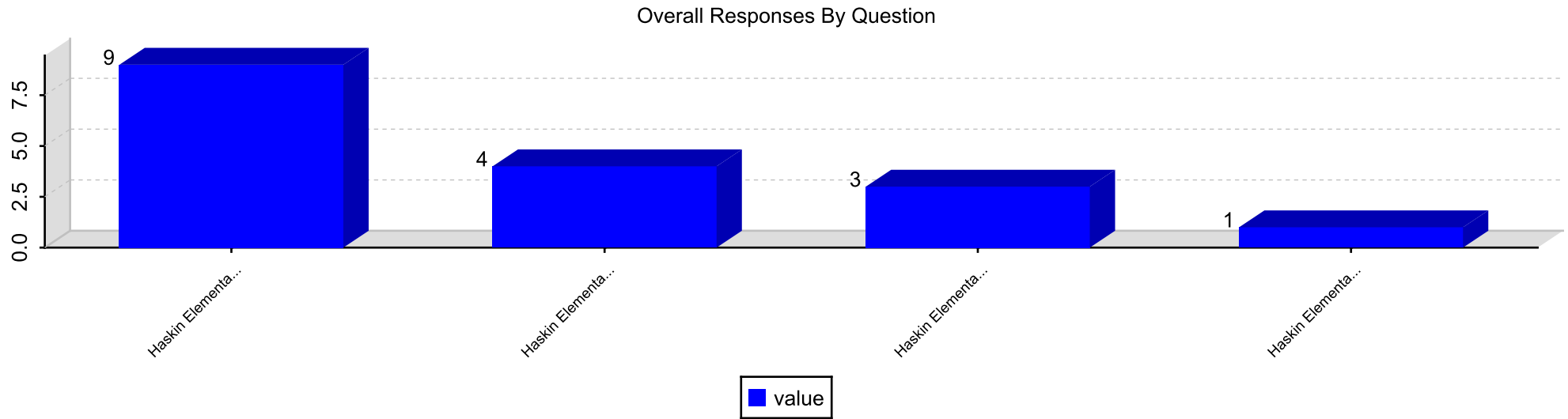




Question 28. Our school provides excellent support services (e.g., counseling, and/or career planning).

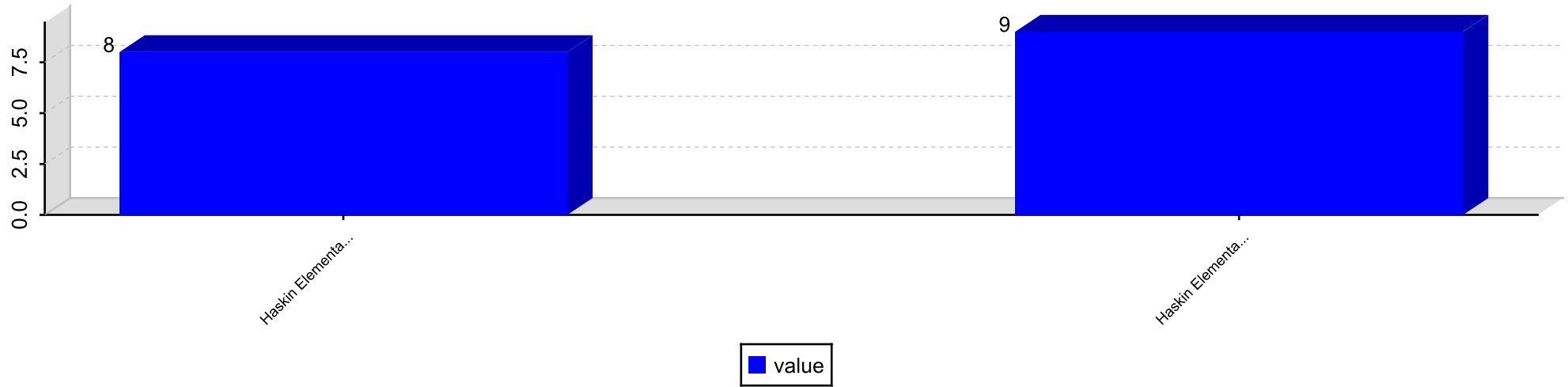


Question 29. Our school provides opportunities for students to participate in activities that interest them.



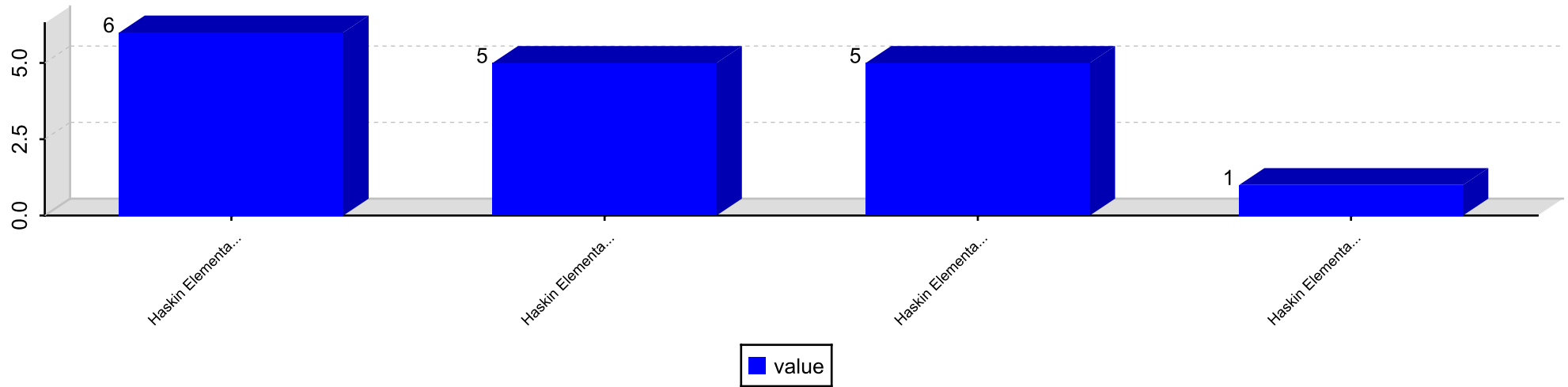
Question 30. Our school ensures that the facilities support student learning.

Overall Responses By Question

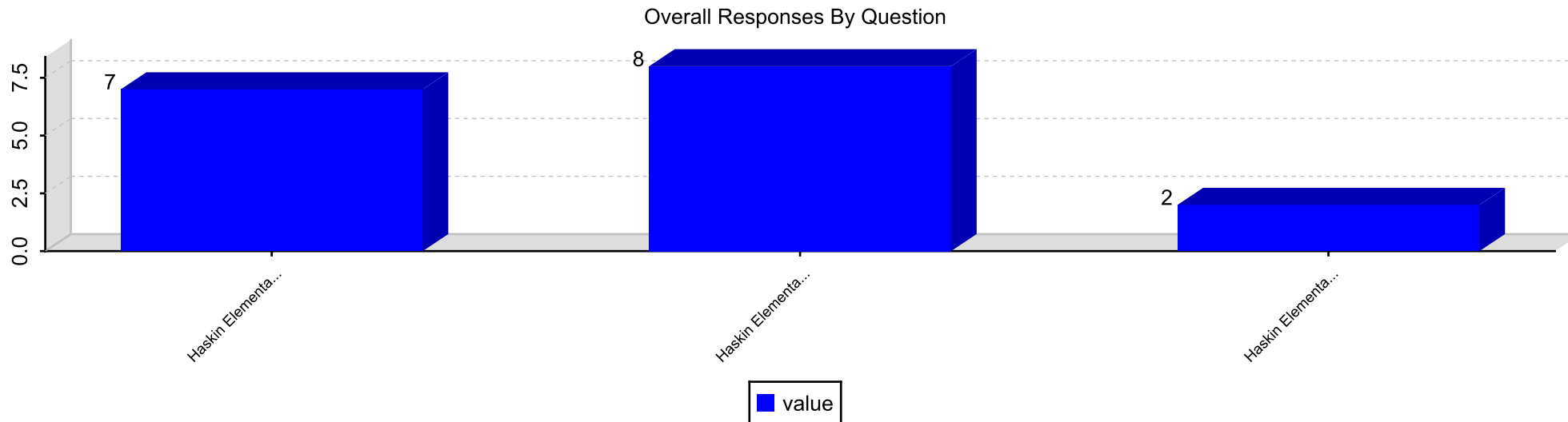


Question 31. Our school ensures the effective use of financial resources.

Overall Responses By Question



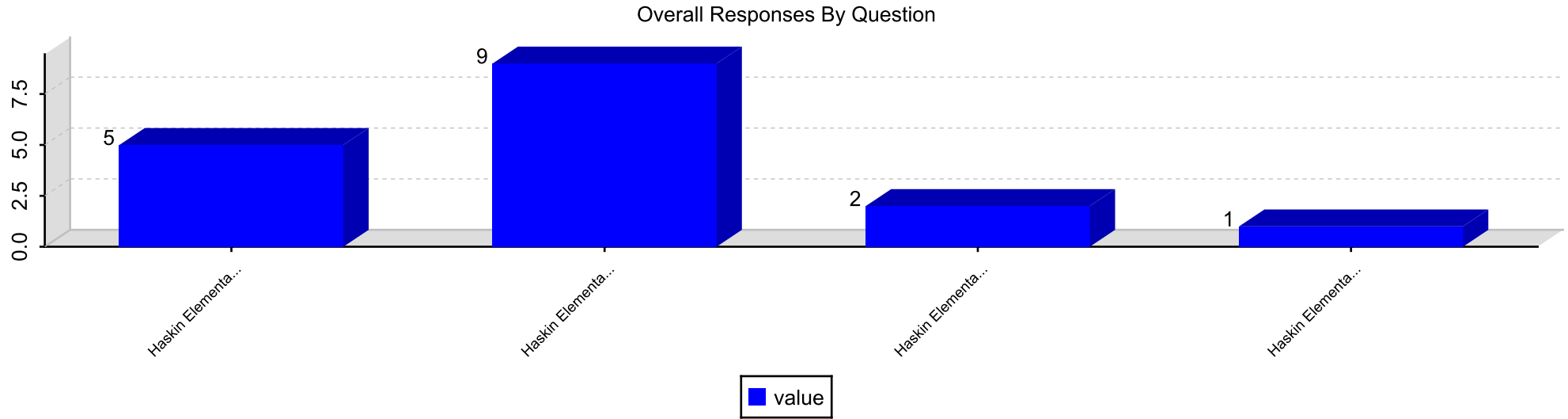
Question 32. Our school ensures that instructional time is protected and interruptions are minimized.



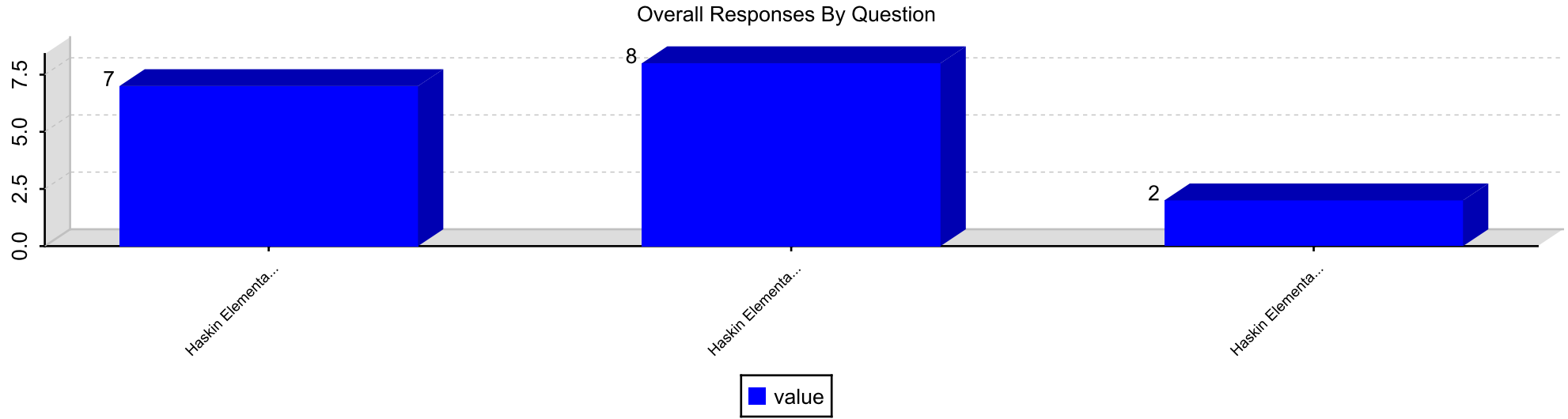
Section: Using Results for Continuous Improvement

**Responses By Question**

Question 33. Our school ensures that all staff members monitor and report the achievement of school goals.



Question 34. My child is prepared for success in the next school year.



Question 35. My child has administrators and teachers that monitor and inform me of his/her learning progress.

