

Parent Survey for Schools - 2016-11-29

run on 10/29/2016



surveys





Report Filters

School:

Prairie View Elementary School

Race:

N/A

Grade:

N/A

Gender:

N/A

Ethnicity:

N/A

Tag:

N/A

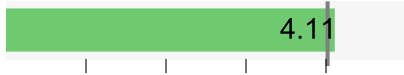


AdvancED Certified Content

Report Summary

Overall Score: 4.11

Network Average: 4.02



By Survey Section

Section Score | Network Average

Purpose and Direction: 4.14

Network Average: 4.06



Governance and Leadership: 4.1

Network Average: 3.96



Teaching and Assessing for Learning: 4.08

Network Average: 3.98



Resources and Support Systems: 4.16

Network Average: 4.05



Using Results for Continuous Improvement: 4.09

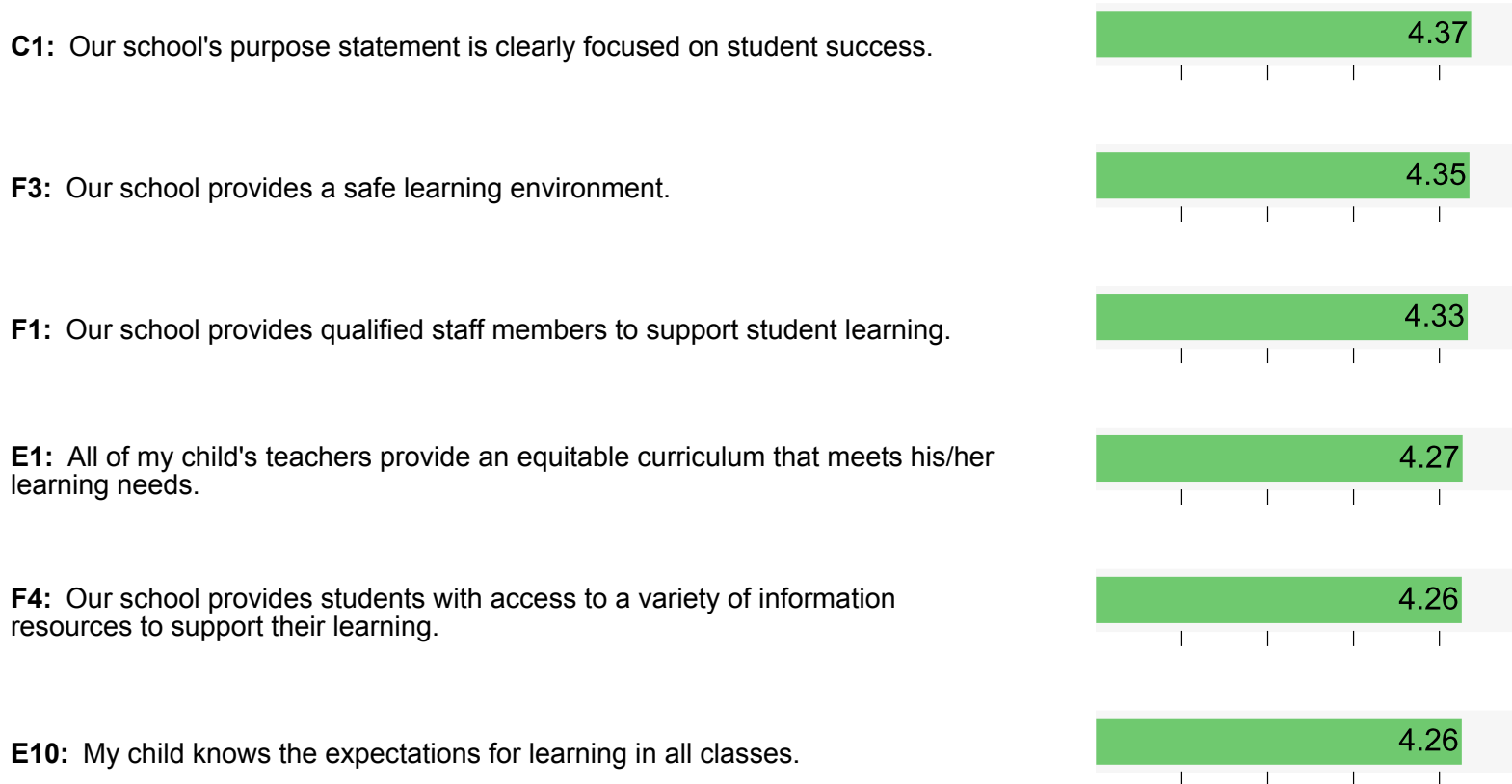
Network Average: 4.01





AdvancED Certified Content

Highest Scoring Items






AdvancED Certified Content

Lowest Scoring Items

E7: All of my child's teachers keep me informed regularly of how my child is being graded.



F5: Our school provides excellent support services (e.g., counseling, and/or career planning).



C2: Our school's purpose statement is formally reviewed and revised with involvement from parents.



E4: All of my child's teachers meet his/her learning needs by individualizing instruction.



F8: Our school ensures the effective use of financial resources.





Advanced ED Certified Content

Demographics

Number of Responses | Percentages of Total Responses

1. Gender

Male 20 22%

Female 73 78%

93 responses

2. Race

Black or African American 3 3%

White 86 91%

Two or more races 5 5%

94 responses

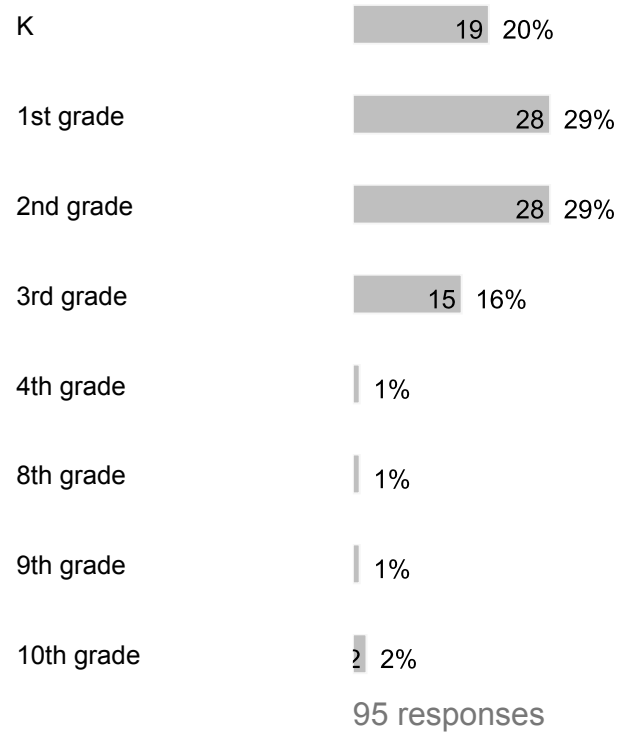
3. Ethnicity

Hispanic 4 4%

Not Hispanic or Latino 89 96%

93 responses

4. Grade



C. Purpose and Direction

Section score: 4.14 Network average: 4.06

	Strongly Agree	Agree	Neutral	Disagree	Strongly Disagree	Not Applicable
	5	4	3	2	1	
	Number of Responses					
	Percentage of Total Responses					
1. Our school's purpose statement is clearly focused on student success.	34	47	7	0	0	2
	38%	52%	8%	0%	0%	2%
	90 responses					
2. Our school's purpose statement is formally reviewed and revised with involvement from parents.	20	33	31	2	1	3
	22%	37%	34%	2%	1%	3%
	90 responses					
3. Our school has established goals and a plan for improving student learning.	25	48	15	1	0	1
	28%	53%	17%	1%	0%	1%
	90 responses					

D. Governance and Leadership

Section score: 4.1 Network average: 3.96

	Strongly Agree	Agree	Neutral	Disagree	Strongly Disagree	Not Applicable
	5	4	3	2	1	
	Number of Responses					
	Percentage of Total Responses					
1. Our school's governing body operates responsibly and functions effectively.	25	39	19	2	1	0
	29%	45%	22%	2%	1%	0%
	86 responses					
2. Our school's governing body does not interfere with the operation or leadership of our school.	20	38	24	1	2	1
	23%	44%	28%	1%	2%	1%
	86 responses					
3. Our school has high expectations for students in all classes.	22	54	6	3	1	0
	26%	63%	7%	3%	1%	0%
	86 responses					
4. Our school shares responsibility for student learning with its stakeholders.	20	49	15	1	1	0
	23%	57%	17%	1%	1%	0%
	86 responses					
5. Our school communicates effectively about the school's goals and activities.	26	46	8	5	1	0
	30%	53%	9%	6%	1%	0%
	86 responses					
6. Our school provides opportunities for stakeholders to be involved in the school.	25	41	15	4	1	0
	29%	48%	17%	5%	1%	0%
	86 responses					

E. Teaching and Assessing for Learning

Section score: 4.08 Network average: 3.98

	Strongly Agree	Agree	Neutral	Disagree	Strongly Disagree	Not Applicable
	5	4	3	2	1	
	Number of Responses					
	Percentage of Total Responses					
1. All of my child's teachers provide an equitable curriculum that meets his/her learning needs.	31	40	8	4	1	1
	36%	47%	9%	5%	1%	1%
	85 responses					
2. All of my child's teachers give work that challenges my child.	25	45	7	5	2	1
	29%	53%	8%	6%	2%	1%
	85 responses					
3. All of my child's teachers use a variety of teaching strategies and learning activities.	34	35	12	4	0	0
	40%	41%	14%	5%	0%	0%
	85 responses					
4. All of my child's teachers meet his/her learning needs by individualizing instruction.	24	35	16	7	2	1
	28%	41%	19%	8%	2%	1%
	85 responses					
5. All of my child's teachers work as a team to help my child learn.	30	34	17	4	0	0
	35%	40%	20%	5%	0%	0%
	85 responses					
6. All of my child's teachers help me to understand my child's progress.	31	31	15	7	1	0
	36%	36%	18%	8%	1%	0%
	85 responses					
7. All of my child's teachers keep me informed regularly of how my child is being graded.	20	37	15	10	1	2

	24%	44%	18%	12%	1%	2%
	85 responses					
8. All of my child's teachers report on my child's progress in easy to understand language.	29	33	17	3	1	2
	34%	39%	20%	4%	1%	2%
	85 responses					
9. My child sees a relationship between what is being taught and his/her everyday life.	26	47	9	2	0	1
	31%	55%	11%	2%	0%	1%
	85 responses					
10. My child knows the expectations for learning in all classes.	29	47	7	2	0	0
	34%	55%	8%	2%	0%	0%
	85 responses					
11. My child has at least one adult advocate in the school.	23	41	18	0	0	3
	27%	48%	21%	0%	0%	4%
	85 responses					
12. My child is given multiple assessments to measure his/her understanding of what was taught.	26	40	18	1	0	0
	31%	47%	21%	1%	0%	0%
	85 responses					
13. My child has up-to-date computers and other technology to learn.	25	42	11	2	4	1
	29%	49%	13%	2%	5%	1%
	85 responses					
14. My child has access to support services based on his/her identified needs.	26	33	12	6	2	6
	31%	39%	14%	7%	2%	7%
	85 responses					

F. Resources and Support Systems

Section score: 4.16 Network average: 4.05

	Strongly Agree	Agree	Neutral	Disagree	Strongly Disagree	Not Applicable
	5	4	3	2	1	
	Number of Responses					
	Percentage of Total Responses					
1. Our school provides qualified staff members to support student learning.	38	36	9	1	0	1
	45%	42%	11%	1%	0%	1%
	85 responses					
2. Our school provides an adequate supply of learning resources that are current and in good condition.	24	46	10	4	0	1
	28%	54%	12%	5%	0%	1%
	85 responses					
3. Our school provides a safe learning environment.	39	39	5	2	0	0
	46%	46%	6%	2%	0%	0%
	85 responses					
4. Our school provides students with access to a variety of information resources to support their learning.	30	43	10	1	0	1
	35%	51%	12%	1%	0%	1%
	85 responses					
5. Our school provides excellent support services (e.g., counseling, and/or career planning).	22	25	20	4	1	13
	26%	29%	24%	5%	1%	15%
	85 responses					
6. Our school provides opportunities for students to participate in activities that interest them.	26	41	12	1	1	4
	31%	48%	14%	1%	1%	5%
	85 responses					
7. Our school ensures that the facilities support student learning.	27	49	9	0	0	0

	32%	58%	11%	0%	0%	0%
	85 responses					
8. Our school ensures the effective use of financial resources.	19	34	26	2	2	2
	22%	40%	31%	2%	2%	2%
	85 responses					
9. Our school ensures that instructional time is protected and interruptions are minimized.	19	51	14	0	0	1
	22%	60%	16%	0%	0%	1%
	85 responses					

G. Using Results for Continuous Improvement

Section score: 4.09 Network average: 4.01

	Strongly Agree	Agree	Neutral	Disagree	Strongly Disagree	Not Applicable
	5	4	3	2	1	
	Number of Responses					
	Percentage of Total Responses					
1. Our school ensures that all staff members monitor and report the achievement of school goals.	21	40	21	2	0	1
	25%	47%	25%	2%	0%	1%
	85 responses					
2. My child is prepared for success in the next school year.	24	45	10	4	0	2
	28%	53%	12%	5%	0%	2%
	85 responses					
3. My child has administrators and teachers that monitor and inform me of his/her learning progress.	22	37	21	5	0	0
	26%	44%	25%	6%	0%	0%
	85 responses					