

Parent Survey for Schools - 2016-11-21

run on 10/21/2016



surveys





Report Filters

School:
N/A

Race:
N/A

Grade:
N/A

Gender:
N/A

Ethnicity:
N/A

Tag:
N/A

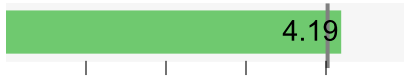


AdvancED Certified Content

Report Summary

Overall Score: 4.19

Network Average: 4.02



By Survey Section

Section Score | Network Average

Purpose and Direction: 4.23

Network Average: 4.06



Governance and Leadership: 4.09

Network Average: 3.96



Teaching and Assessing for Learning: 4.22

Network Average: 3.98



Resources and Support Systems: 4.25

Network Average: 4.05



Using Results for Continuous Improvement: 4.13

Network Average: 4.01






AdvancED Certified Content

Highest Scoring Items

F6: Our school provides opportunities for students to participate in activities that interest them.



C1: Our school's purpose statement is clearly focused on student success.



F4: Our school provides students with access to a variety of information resources to support their learning.



F1: Our school provides qualified staff members to support student learning.



E3: All of my child's teachers use a variety of teaching strategies and learning activities.







AdvancED Certified Content

Lowest Scoring Items


D2: Our school's governing body does not interfere with the operation or leadership of our school.



D1: Our school's governing body operates responsibly and functions effectively.



F8: Our school ensures the effective use of financial resources.



F5: Our school provides excellent support services (e.g., counseling, and/or career planning).



E7: All of my child's teachers keep me informed regularly of how my child is being graded.





AdvancED Certified Content

Demographics

Number of Responses | Percentages of Total Responses

1. Gender

Male 21 23%

Female 71 77%

92 responses

2. Race

Black or African American 1%

White 83 91%

Two or more races 7 8%

91 responses

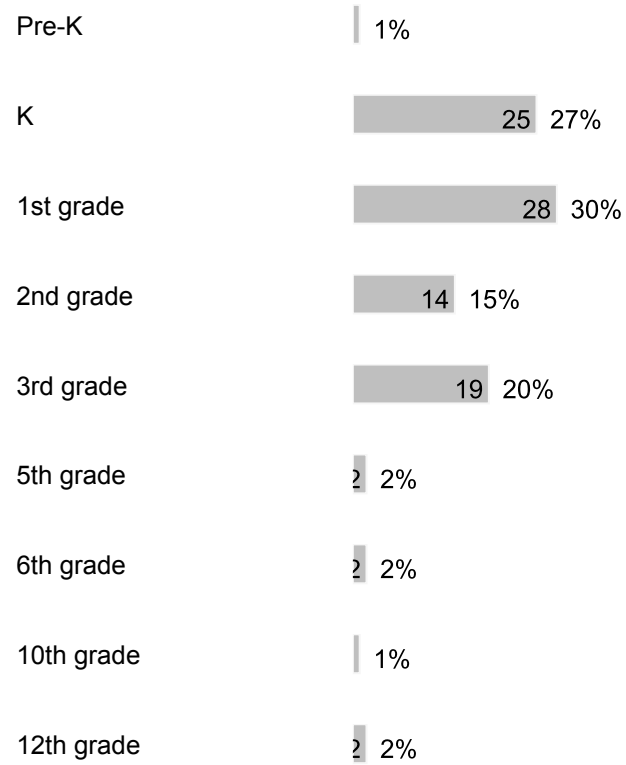
3. Ethnicity

Hispanic 11 12%

Not Hispanic or Latino 80 88%

91 responses

4. Grade



94 responses

C. Purpose and Direction

Section score: 4.23 Network average: 4.06

	Strongly Agree	Agree	Neutral	Disagree	Strongly Disagree	Not Applicable
	5	4	3	2	1	
	Number of Responses					
	Percentage of Total Responses					
1. Our school's purpose statement is clearly focused on student success.	38	40	7	0	0	0
	45%	47%	8%	0%	0%	0%
	85 responses					
2. Our school's purpose statement is formally reviewed and revised with involvement from parents.	29	33	20	2	0	1
	34%	39%	24%	2%	0%	1%
	85 responses					
3. Our school has established goals and a plan for improving student learning.	34	37	11	2	0	1
	40%	44%	13%	2%	0%	1%
	85 responses					

D. Governance and Leadership

Section score: 4.09 Network average: 3.96

	Strongly Agree	Agree	Neutral	Disagree	Strongly Disagree	Not Applicable
	5	4	3	2	1	
	Number of Responses					
	Percentage of Total Responses					
1. Our school's governing body operates responsibly and functions effectively.	20	43	17	2	0	1
	24%	52%	20%	2%	0%	1%
	83 responses					
2. Our school's governing body does not interfere with the operation or leadership of our school.	22	33	23	2	0	3
	27%	40%	28%	2%	0%	4%
	83 responses					
3. Our school has high expectations for students in all classes.	28	35	17	2	1	0
	34%	42%	20%	2%	1%	0%
	83 responses					
4. Our school shares responsibility for student learning with its stakeholders.	28	36	15	1	0	3
	34%	43%	18%	1%	0%	4%
	83 responses					
5. Our school communicates effectively about the school's goals and activities.	34	38	6	3	2	0
	41%	46%	7%	4%	2%	0%
	83 responses					
6. Our school provides opportunities for stakeholders to be involved in the school.	33	35	9	2	0	4
	40%	42%	11%	2%	0%	5%
	83 responses					

E. Teaching and Assessing for Learning

Section score: 4.22 Network average: 3.98

	Strongly Agree	Agree	Neutral	Disagree	Strongly Disagree	Not Applicable
	5	4	3	2	1	
	Number of Responses					
	Percentage of Total Responses					
1. All of my child's teachers provide an equitable curriculum that meets his/her learning needs.	36	34	7	2	1	0
	45%	43%	9%	3%	1%	0%
	80 responses					
2. All of my child's teachers give work that challenges my child.	33	35	9	2	0	1
	41%	44%	11%	3%	0%	1%
	80 responses					
3. All of my child's teachers use a variety of teaching strategies and learning activities.	37	33	9	1	0	0
	46%	41%	11%	1%	0%	0%
	80 responses					
4. All of my child's teachers meet his/her learning needs by individualizing instruction.	32	31	13	3	1	0
	40%	39%	16%	4%	1%	0%
	80 responses					
5. All of my child's teachers work as a team to help my child learn.	35	32	13	0	0	0
	44%	40%	16%	0%	0%	0%
	80 responses					
6. All of my child's teachers help me to understand my child's progress.	34	31	12	2	1	0
	43%	39%	15%	3%	1%	0%
	80 responses					
7. All of my child's teachers keep me informed regularly of how my child is being graded.	29	34	12	4	1	0

	36%	43%	15%	5%	1%	0%
	80 responses					
8. All of my child's teachers report on my child's progress in easy to understand language.	35	33	11	0	1	0
	44%	41%	14%	0%	1%	0%
	80 responses					
9. My child sees a relationship between what is being taught and his/her everyday life.	31	34	13	0	1	1
	39%	43%	16%	0%	1%	1%
	80 responses					
10. My child knows the expectations for learning in all classes.	33	39	6	2	0	0
	41%	49%	8%	3%	0%	0%
	80 responses					
11. My child has at least one adult advocate in the school.	31	34	13	0	1	1
	39%	43%	16%	0%	1%	1%
	80 responses					
12. My child is given multiple assessments to measure his/her understanding of what was taught.	25	39	11	3	0	2
	31%	49%	14%	4%	0%	3%
	80 responses					
13. My child has up-to-date computers and other technology to learn.	25	38	11	5	0	1
	31%	48%	14%	6%	0%	1%
	80 responses					
14. My child has access to support services based on his/her identified needs.	27	34	14	3	0	2
	34%	43%	18%	4%	0%	3%
	80 responses					

F. Resources and Support Systems

Section score: 4.25 Network average: 4.05

	Strongly Agree	Agree	Neutral	Disagree	Strongly Disagree	Not Applicable
	5	4	3	2	1	
	Number of Responses					
	Percentage of Total Responses					
1. Our school provides qualified staff members to support student learning.	33	34	8	0	0	0
	44%	45%	11%	0%	0%	0%
	75 responses					
2. Our school provides an adequate supply of learning resources that are current and in good condition.	29	36	9	1	0	0
	39%	48%	12%	1%	0%	0%
	75 responses					
3. Our school provides a safe learning environment.	39	26	8	1	1	0
	52%	35%	11%	1%	1%	0%
	75 responses					
4. Our school provides students with access to a variety of information resources to support their learning.	33	35	6	1	0	0
	44%	47%	8%	1%	0%	0%
	75 responses					
5. Our school provides excellent support services (e.g., counseling, and/or career planning).	25	25	18	2	0	5
	33%	33%	24%	3%	0%	7%
	75 responses					
6. Our school provides opportunities for students to participate in activities that interest them.	42	28	4	0	1	0
	56%	37%	5%	0%	1%	0%
	75 responses					
7. Our school ensures that the facilities support student learning.	33	32	7	2	1	0

	44%	43%	9%	3%	1%	0%
	75 responses					
8. Our school ensures the effective use of financial resources.	23	25	23	2	0	2
	31%	33%	31%	3%	0%	3%
	75 responses					
9. Our school ensures that instructional time is protected and interruptions are minimized.	28	31	11	1	1	3
	37%	41%	15%	1%	1%	4%
	75 responses					

G. Using Results for Continuous Improvement

Section score: 4.13 Network average: 4.01

	Strongly Agree	Agree	Neutral	Disagree	Strongly Disagree	Not Applicable
	5	4	3	2	1	
	Number of Responses					
	Percentage of Total Responses					
1. Our school ensures that all staff members monitor and report the achievement of school goals.	23	33	13	3	0	1
	32%	45%	18%	4%	0%	1%
	73 responses					
2. My child is prepared for success in the next school year.	27	35	8	1	1	1
	37%	48%	11%	1%	1%	1%
	73 responses					
3. My child has administrators and teachers that monitor and inform me of his/her learning progress.	29	31	10	2	1	0
	40%	42%	14%	3%	1%	0%
	73 responses					